


Special Issue
2025
February Issue

Takahama city

Handbook for recycling/trash sorting

How should I
sort garbage?



What
type of garbage
is this?

This book will answer all your
questions. Every household
must have it!

Garbage sorting
and pickup
calendar

Garbage sorting
app "San R"



Download on the
App Store



GET IT ON
Google Play

Check the
trash day

Recycling
calendar



P1	The 4 basic policies defined in the city's Basic Plan for Waste Treatment and the 3 R	
P2	Rules for taking out the garbage	
P3	Burnable trash	Twice every week
P5	Styrofoam and plastic containers and packaging	Weeks 1 to 4
P6	Bottles	Weeks 1 and 3
P7	Cans (aluminum, steel and other cans)	Weeks 1 and 3
P8	Nonburnable trash (including small appliances)	Weeks 1 and 3
P9	Cords, tapes, disposable lighters, fluorescent lights, batteries (including rechargeable), spray cans	Weeks 1 and 3
P10	PET bottles	Weeks 2 and 4
P11	Papers (newspapers, magazines, cardboard, paper packaging)	Weeks 2 and 4
P13	Old fabrics	Weeks 2 and 4
P14	Oversized trash items/Landfill waste, etc.	
P15	Noncollectable items (recycling for 4 major appliances, fire extinguishers, etc.)	
P17	Trash Search	
P18	Waste-related facility information	

しあわせを 未来へつなぐ 人と自然が調和する 地球にやさしいまち たかはま
・一人ひとりの小さなことの積み重ね・

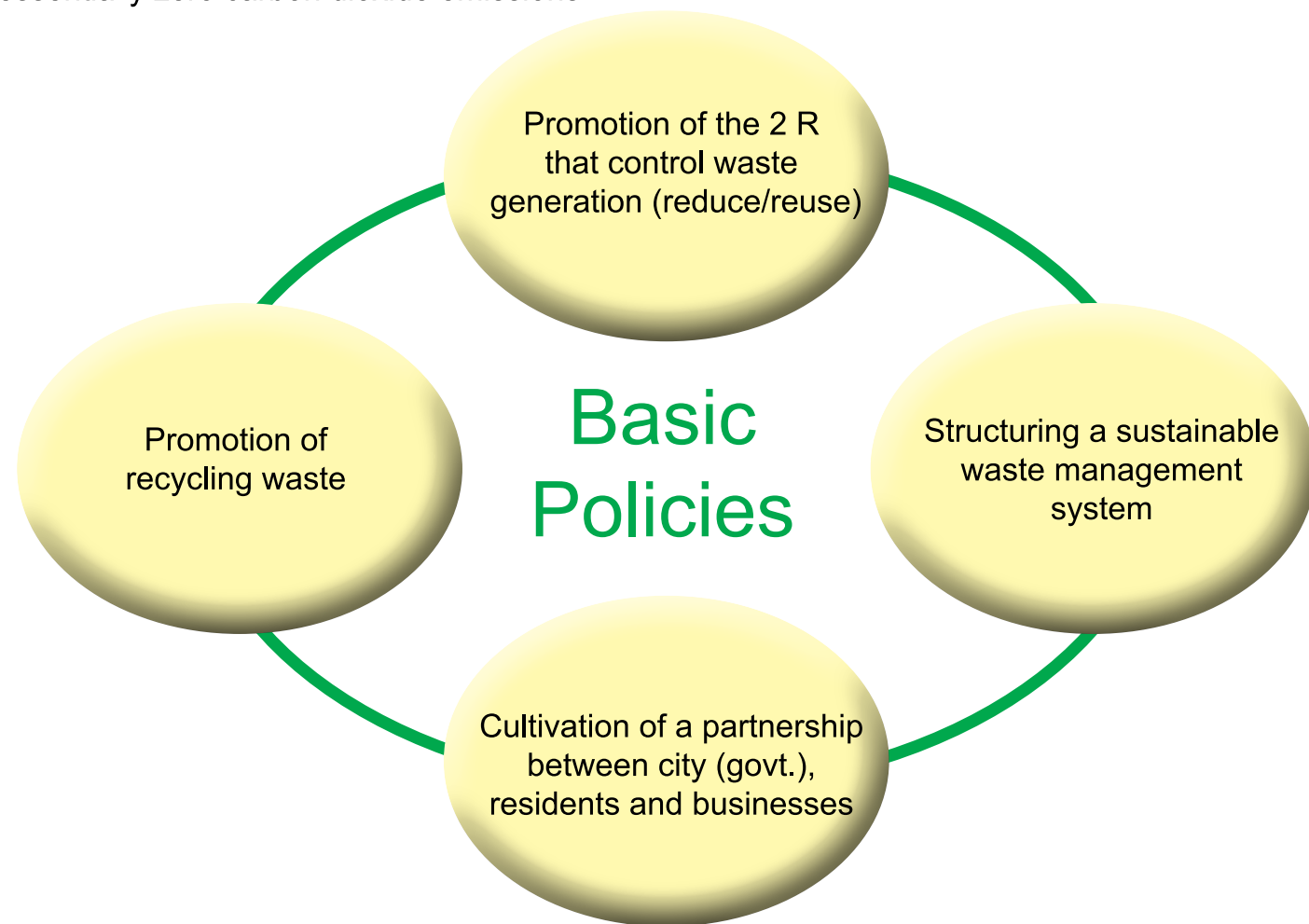
Inquiries: Takahama city Environmental Economy Group ☎ (0566) 95-9519



These posters were made
by 4th grade students in class 4
of Takahama City Public
Elementary School in 2023.

The 4 basic policies defined in the city's Basic Plan for Waste Treatment and the 3 R

The 4 basic policies defined in the city's basic plan for waste treatment and the 3 R rules for putting out trash. In order to achieve, **a sustainable, recycling society** that facilitates reducing amount of trash, sorting resources and reusing items and, **a decarbonized society**, with essentially zero carbon dioxide emissions.



Try the 3R!!

The following three actions to use resources carefully all start with the letter "R" and are known as the "3 R"

Try to incorporate these actions yourself, starting at home.



It's also important to reduce "food loss," where food that should still be edible ends up being thrown away!

Eco-tan

Rules for taking out the garbage

Put out your trash on the collection date for your neighborhood.

Burnable trash



▲ Designated bags

Don't forget what day the trash goes out. Take notes!

Every day

Put trash in designated bag and place in the "Trash station" by **8:00am** on the collection day. (Don't put trash out the night before)

Recyclables

Don't forget what day the trash goes out. Take notes!

day

Place it out at the sorted collection point between **7:00am** and **8:00am** (Don't put trash out the night before)

※ Times may differ depending on your neighborhood council. *The color of the basket may vary.



Burnable trash

Every week day

Put trash in designated bag and place in the “Trash station” by **8:00am** on the collection day.

⚠ (Don't put trash out the night before)

※ In case of strong wind warnings or natural disaster, trash may not be collected.
Make sure to check for announcements from the city.

Burnable trash

※ Things with only small amounts of metal are burnable.

●Bags and school bags



●Shoes



●Boots



●Aluminum foil




●Disposable aluminum pots
(for things like Nabeyaki-udon)



●Food waste



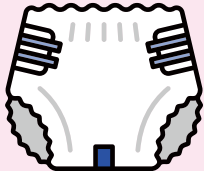
●Shells



●Branches, grass, leaves



●Diapers




●Brushes



●Rubber gloves



●Cold packs



●Drying agents



●Balls



●Wooden toys



●Disposable warmers



●Non-recyclable paper waste, soiled clothing, and fabric




How to dispose of trash



① Put burnable trash in designated bag.



⚠ Make the effort to eliminate moisture in food waste.
※ Bags not designated by the city will not be collected.
※ See page 4 for places that trash bags can be purchased.



② Place out in trash station by 8:00am on the collection day.

Burnable trash (combustible) Designated bags

- Medium (35L x 10 bags) **200 yen**
- Small (25L x 10 bags) **150 yen**

Purchase at supermarkets, convenience stores, drug stores, green grocers, etc.



Locations where you can purchase



Subsidy system for garbage disposal equipment

As part of the measures to reduce trash volume in the city, to reduce the amount of trash from each household in the city, a subsidy is available for purchasing a garbage disposal for food waste. Everyone residing in the city is eligible for the subsidy. If you would like to take advantage of this subsidy, fill out the application available from the Environmental Economy Group.

website



Food waste disposer



This machine reduces volume and weight as well as composts food waste by drying it out or breaking it up.

- **1 unit per household** (replace every 5 years)
- **50% rebate** (up to 30,000 yen)

Food waste disposal container (composting, etc.)



There are composting containers for food waste that can be either placed above ground or embedded in the ground.

- **2 units per household** (replace every 3 years)
- **50% rebate** (up to 3,000 yen)

※ Items ordered by mail/online are also eligible for the subsidy.

⚠ Burning in your yard is prohibited!

Burning household trash in small incinerators may generate harmful substances such as smoke, soot, odors, dioxins, etc., and is a major nuisance to your neighbors. Furthermore, according to the "Act on Waste Management and Public Cleaning" law, outdoor incineration is prohibited.

Violating this law can result in penalties of up to 5 years imprisonment, a fine of 10 million, or both.


Except for items that can be recycled, dispose of household trash at your trash station in city-designated bags, or take it directly to Clean Center Kinuura.



1 Styrofoam

Collected every week (Weeks 1 to 4)

- Styrofoam
- Cooler boxes




Size: up to 1m length x 1m width x 50cm height



5 Plastic containers and packaging

Collected every week (Weeks 1 to 4)

- White or other color trays
- Cup noodle containers
- Mesh netting
- Cushioning material



Items with
this mark



- Bottles




Metal springs go in
Nonburnable trash (P8)

- Snack bags/Cups,
to-go packaging etc.



- Cups, to-go packaging, trays, etc.



- Items with the plastic recycling symbol should be rinsed as much as possible before being recycled.
- Containers that still contain content (oil, etc.) should be included in burnable trash.
- Please stack or cut up items to reduce the space each item takes up.

❌ Ineligible items

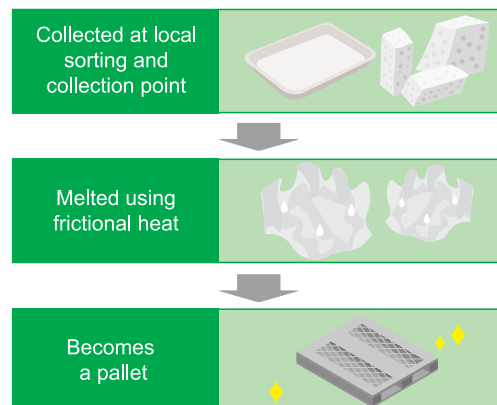
Products themselves, and containers and packaging that don't include products



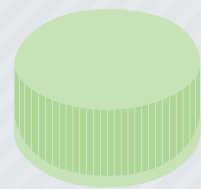
- Plastic toys
- Wash basins/buckets
- Hangers
- Tupperware etc.

➔ See Nonburnable trash (P8)

? What happens after collection?



Sorting trivia



- PET bottle cap
- ➔ Plastic containers and packaging


1 2 3 4 5 Bottles

1 Refillable bottle (1.8 L sake bottles/Beer bottles)



Rinse out

2 3 4 5 Miscellaneous bottle



Rinse out



2 Clear bottles 3 Brown bottles



4 Black bottles 5 Green bottles




! Place bottles in collection boxes according to color




How to determine color

If you are unsure, make your judgment based on the bottom of the bottle (the thick part).



❌ Ineligible items

- Makeup bottles
- Glass products (cups, etc.)
- Bottles with oil



➔ See Nonburnable trash (P8)

? What happens after collection?

(1.8 L sake bottles/Beer bottles) Miscellaneous bottle



It is washed and reused.

It is melted down and remade into bottles and other glass products.

Cans

(Aluminum, steel and other cans)

Weeks 1
Weeks 3 day

Nonburnable trash

(including small appliances)

Weeks 1
Weeks 3 day

6 7 8 Cans


6 Aluminum cans (beverages)



7 Steel cans (beverages)



8 Other cans


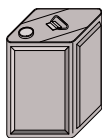


✕ Ineligible items

- Dirty items
- Rusty items
- Picked up cans
- Spray cans

After the shredding process at Clean Center Kinuura, steel and aluminum is collected and then recycled.

- Square cans



→ Nonburnable trash (P8)

→ See Spray cans (P9)


? What happens after collection?

Aluminum



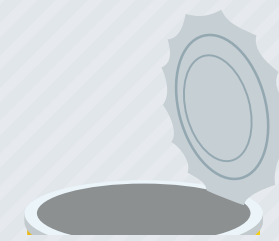
It is melted down and remade into an aluminum can.

Steel and other cans



It is melted and reborn as rebar, steel, etc.

Sorting trivia



• Lids of cans, etc.

→ See other cans

9 Nonburnable trash

• Ceramics

Dishes



Pots



Kitchen knives



Razors, needles



! Putting out dangerous items as-is may cause injury
Place in a paper bag and write “刃物 (blades)” on the outside.

• Small appliances

※ Please remove batteries first.

Computers
Keyboards
Mouse
Displays
(without tuner)



Mobile phones



Vacuum cleaners



E-cigarettes




Microwaves




Cut cord
See (10) Cords, tapes, disposable lighters (P9)

• Metals

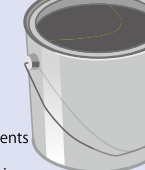
Pots



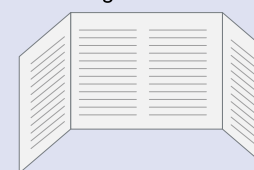
Metal cap



Paint cans



Aluminum guards



※ Empty the contents completely.
Items with remaining liquid cannot be collected.



Items that fit in sorting boxes
(length 51cm x width 67cm x height 45 cm)
are collected.
Items that do not fit into the sorting basket
cannot be collected. Bring in directly to
Clean Center.

• Glass products

Shattered glass



LED Light bulbs



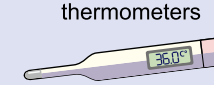
Bottles with oil



Cups




Electric thermometers



• Hard plastics

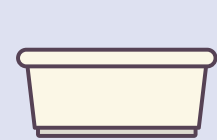
Toys



CD



Planters



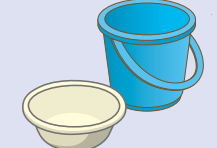
Hangers
(made of plastic)



CDs/Cassettes
and other cases



Buckets



• Other cans

Safety shoes



Ski boots



Hangers (metal)



Pots



Mirrors



Helmets



Umbrellas



Sorting trivia

- Vinyl or plastic on it

→ See Nonburnable trash

10 Cords, tapes, disposable lighters

- Cassette tapes
Video tapes
- Electric cords
- Disposable lighters



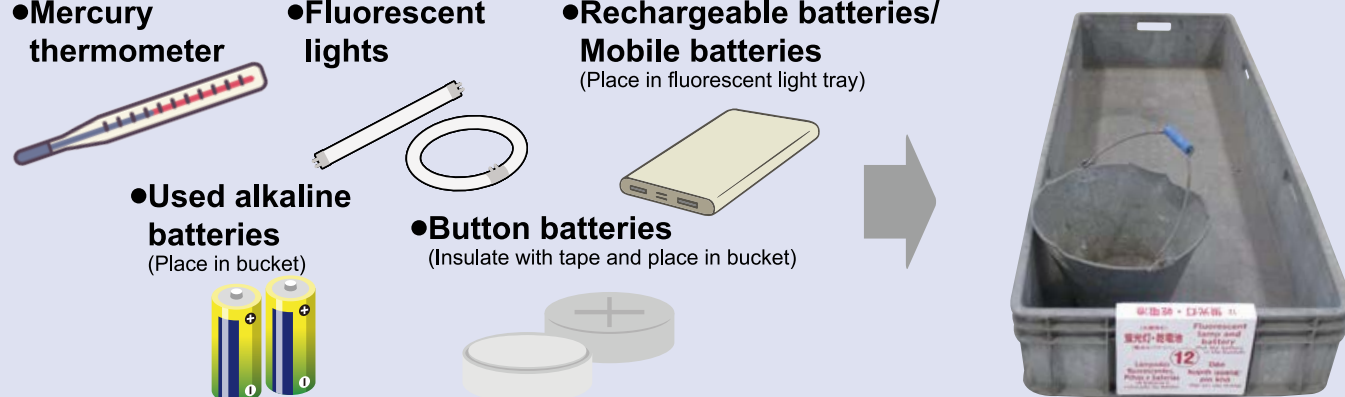
Wrapping cords around things and ignitable items may damage the trash processing equipment.

11 Spray cans




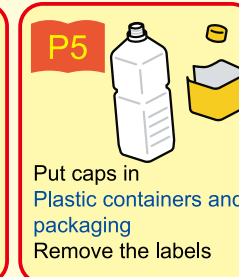
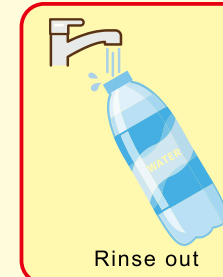
12 Fluorescent lights/batteries (including rechargeable)

- Mercury thermometer
- Fluorescent lights
- Rechargeable batteries/
Mobile batteries
(Place in fluorescent light tray)
- Used alkaline batteries
(Place in bucket)
- Button batteries
(Insulate with tape and place in bucket)



2 PET bottles

- PET bottles



❌ Ineligible items


- Things marked with permanent ink
- Extremely dirty items




➡ See burnable trash (P3)

? What happens after collection?

Made into
flakes



Made into
fabrics for
motor vehicles



🔥 Electronics Cause Fire

Rechargeable devices risk heat generation and causing fire when excessive force is applied.

The number of fires occurring during garbage disposal is on the rise!

Check before you throw away! A disposal method diagnostic chart for rechargeable electronic appliances.

Can the battery be removed from the appliance?

Yes
The removed battery has one of the recycling marks.



No
Nonburnable trash (P8).

※For electrical appliances that do not fit into the sorting basket, please dispose of them as Oversized trash items (P14).

Yes
※Discard in the collection boxes installed at the city office, Takahama Eco House, etc., or discard with Fluorescent lights/batteries (P9).

Apply vinyl tape, etc. on exposed metal parts to insulate.

No
Fluorescent lights/batteries (P9).

Apply vinyl tape, etc. on exposed metal parts to insulate.

Papers

(newspapers, magazines, cardboard, paper packaging)

Weeks 2
Weeks 4 day

! Note that papers are not collected on rainy days.

3 Papers

•Newspapers/inserts

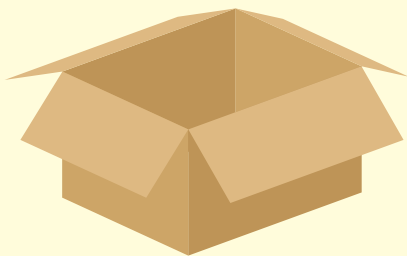


Stack and tie together horizontally and vertically


Due to improvement in recycling technology, newspapers and inserts no longer need to be separated from each other.

•Cardboard (corrugated paper)/Other paper boxes

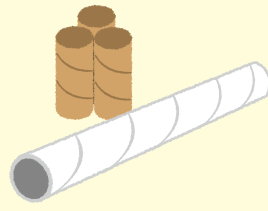
Cardboard



Other paper boxes



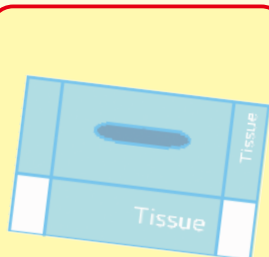
Cardboard core, Toilet paper tubes



Paper rice bags




It's fine if tape or metal is still attached.



Remove plastic from box opening



Stack and tie together horizontally and vertically

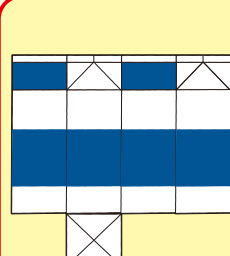


Do not bind together with tape

•Paper packaging




Rinse out



Open up and dry out




Cut plastic lids




Stack and tie together horizontally and vertically

•Magazines and other papers (paper products and packaging)


Magazines/ documents



Printouts



Envelopes




Paper packaging



※For envelopes with windows, cut out the plastic part

Paper bags



Name cards



Shredded paper



※Place in a paper bag or something similar and anchor to keep from flying away

Junk mail/postcards



Stack and tie together horizontally and vertically




If you're unsure of a paper item, discard with magazines and other papers (paper products and packaging)

❌ Ineligible items


- Ineligible items paper with cushioning adhered to it



- Thermal paper



- Paper packaging that is silver on the inside



➔ See Burnable trash (P3)


❓ What happens after collection?

The paper is collected by paper manufacturers and is reborn into new products.

- Newspapers/ inserts



Newspapers/ magazines



- Magazines and other papers



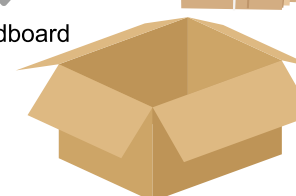
Corrugated paper



- Cardboard (corrugated paper)/Other paper boxes




Cardboard



- Paper packaging



Toilet paper



! Note that old fabrics are not collected on rainy days.

4 Old fabrics

•Clothing



※ Clean items suitable for recycling

•Towels/fabrics



Stack and tie together horizontally and vertically

P3




Items with mold should be included in burnable trash **Burnable trash**

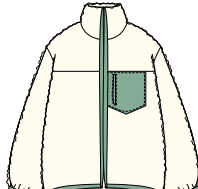
✕ Ineligible items

Not suitable for recycling

- Wool items
- Fur and leather
- Items stuffed with down



- Items with cotton stuffing
- Fleece items
- Dirty items



- Put trash in designated bag

→ See Burnable trash (P3)

- Items not to be put in designated bags

→ See Oversized trash items (P14)

? What happens after collection?

They may be sent overseas as used clothing or used as waste cloth (industrial rags)



Before putting out for collection...

If the clothing is still wearable, why not try selling them at the free market or bazaar? You can also use the Recycling Plaza! (P18)

It's also great to reform/resale your clothes!




Categorized as Oversized trash items

• Futon




• Blankets



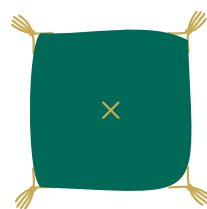
• Rugs



• Curtains



• Seat cushions



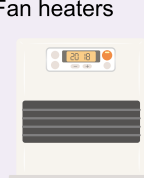
Oversized trash items

•Home appliances

Fans



Fan heaters



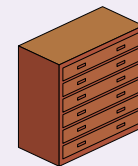
Empty kerosene completely

※ Items that are too large to fit in nonburnable sorting boxes

•Furniture

Accepted at oversized trash item base

Dressers



Desks



Chairs



Sofa



Bed



Bookcase/cupboards



(Spring mattresses)

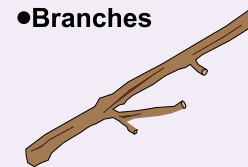
When taking into Clean Center Kinuura directly
Disassemble metal parts from other parts.
When taking into Oversized Trash Center directly
No disassembly is required.



Bring in directly to Clean Center Kinuura (P18) Oversized trash

Accepted at oversized trash item base items can be brought in directly to the oversized trash item base.

•Branches



※Length within 1m
(Items thicker than 10cm must be within 50cm long)

•Skis



•Golf goods



•Laundry poles



※Make sure length is within 2m

•Rugs



Accepted at oversized trash item base

•Futon/blankets



Accepted at oversized trash item base

•Bicycle



Accepted at oversized trash item base

•Baby strollers



Accepted at oversized trash item base

The Takahama City Silver Human Resources Center (senior center) collects and transports oversized trash items.(Fee: 1,040 yen per item)
If you have no way to transport items, please inquire with the number below.

TEL.0566-52-5081

(Takahama City Silver Human Resources Center)

Landfill waste (Fee applies)

When preparing to bring in trash, get permission first from the Environmental Economy Group, then bring in nonburnable items directly. Business-related waste cannot be brought in.



Acceptable waste Earth/sand, ceramic waste, glass waste, concrete waste

Hours Mon. - Fri. (Excluding public holidays and New Year's holidays)

Transport time 9:00-16:00

Fees 1,040 yen per car/time (Light and regular cars)

For inquiries about volume/size, please inquire with the Environmental Economy Group.

Takahama Eco House

(Oversized trash items base)

4-6-2 Sawataricho, Takahama

Weekly on Sundays 9:00am to 0:00pm (except public holidays and end of year/new year's day)

Items Oversized trash items (check the items from above)




Items that cannot be collected


(Recycling for 4 household appliances)

● Recycling for 4 household appliances

Air conditioners




TVs
(cathode ray tube, LCD, plasma)



Refrigerators, freezers,
coolers, and temperature-
controlled storage units

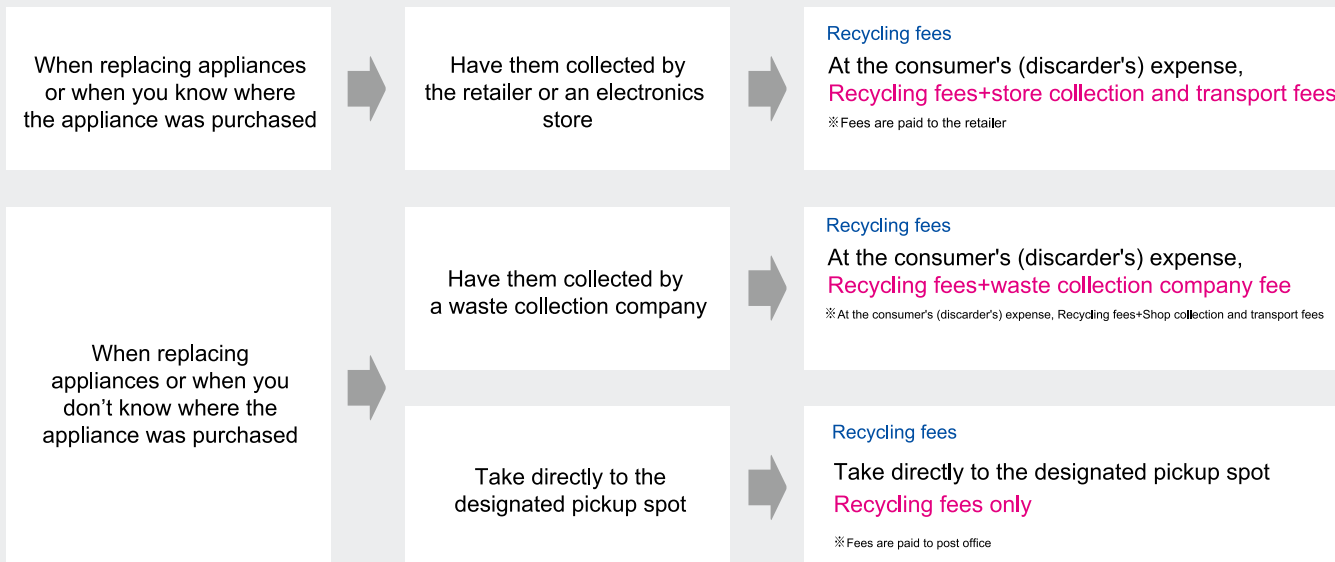


Washing machines and
clothes dryers



The above items are subject to the "Home Appliance Recycling Law"
(Specified Home Appliance Recycling Act), which requires appliance manufacturers to
collect and recycle them as resources.

When disposing of these items, a recycling fee is required.



Take directly to

- Nittsu Mikawa Transport Okazaki Branch 107 Ohiracho-Nishiueno, Okazaki city TEL.0564 - 22 - 8655
- Toei, Okazaki Branch 16-1 Ohiracho-tateishi, Okazaki city TEL.0564 - 65 - 5181
- Toei 4-64 Osocho, Tokoname city TEL.0569 - 36 - 3317



For inquiries regarding recycling fees and recycling other home appliances

Operated by the Association for Electric Home Appliances

Kaden Recycle-ken Center

0120-319-640

Closed Sundays 9:00am to 6:00pm

Holidays Sundays and public holidays

HP

When calling from an IP phone or the toll-free number does not connect, call:

03-5249-3455 (fees apply)

<https://www.rkc.aeha.or.jp>



Items that cannot be collected

(fire extinguishers, etc.)

●Pesticides/Highly toxic substances




● Paint



● Waste oil



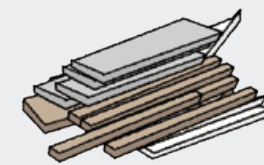
●Tires



●Compressed gas cylinders



●Construction waste



●Safes



●Pianos




●Bathtubs



●Automobiles and motorcycles and the parts



●Agricultural machines and the parts



●Bowling balls




●Stones



➔ Inquire with the store of purchase or retailer

●Household fire extinguisher



Please contact your "retailer" or the "Fire Extinguisher Recycling Center" (03-5829-6773).

One-time discarding of large volume

For a large volume of waste due to moving, trimming trees, mowing lawns, etc., bring in directly to **Clean Center Kinuura** (P18)

※Make sure grass is half or fully dried before bringing it in.



Business-related waste

Trash from companies, retailers and restaurants (general business waste) should be brought in directly to **Clean Center Kinuura**, or a request made to a city-approved, licensed general waste collection and transport company.



※Industrial waste cannot be brought in.

Trash Search

Below is a list of items not listed in the handbook, or for which inquiries are common.

※The general categories are included here, but please note that depending on size and materials, similar items may be categorized differently.

	Item name	Category	Page
A	Acrylic paints	Burnable trash	P3
B	Baby bottles (glass)	Nonburnable trash	P8
	Batteries (for bicycles)	Nonburnable trash	P8
	Bean bag chairs (large size)	Oversized trash items	P14
	Bicycle inner tubes	Burnable trash	P3
	Bicycle wheels	Nonburnable trash	P8
	Blinds (wood)	Oversized trash items	P14
	Blinds (plastic)	Oversized trash items	P14
	Bowling balls	Cannot be collected	
	Bubble wrap (cushioning)	Plastic containers and packaging	P5
C	Cans containing snacks	Other cans	P7
	Car seats	Oversized trash items	P14
	CD	Nonburnable trash	P8
	Charcoal	Burnable trash	P3
	Cutting boards	Nonburnable trash	P8
D	Diatomaceous Earth mats	Nonburnable trash	P8
	Dumbbells	Cannot be collected	
E	Electric blankets	Oversized trash items	P14
F	Fireworks	Cannot be collected <small>Cannot be collected (if it has been soaked in water, Burnable trash)</small>	
	Fishing poles	Oversized trash items	P14
G	Gas cooker	Oversized trash items	P14
	Gas stoves (large type)	Oversized trash items	P14
	Gas stoves (tabletop)	Nonburnable trash	P8
	Gauze	Burnable trash	P3
	Glasses	Nonburnable trash	P8
	Golf carrier bags	Oversized trash items	P14
	Golf clubs	Oversized trash items	P14
H	Heat-type cigarettes	Nonburnable trash	P8
I	Inner tube (for pool)	Burnable trash	P3
K	Kotatsu heated tables	Oversized trash items	P14
L	Leather shoes	Burnable trash	P3
	Lids (bottles and beverage cans)	Nonburnable trash	P8

	Item name	Category	Page
L	Lids (canned goods)	Cans	P7
	Lighters (disposable)	Cords, tapes, Lighters (disposable)	P9
M	Magnets	Nonburnable trash	P8
	Makeup bottles	Nonburnable trash	P8
	Metal forks and spoons	Nonburnable trash	P8
	Mobile batteries	Fluorescent lights/batteries	P9
N	Nails	Nonburnable trash	P8
O	Oil stoves	Oversized trash items	P14
P	Paper boxes with smell	Burnable trash	P3
	Paper dishes	Papers	P11
	Pesticides	Cannot be collected	
	Poly-tank	Nonburnable trash	P8
R	Rubber hose	Burnable trash	P3
S	Scissors	Nonburnable trash	P8
	Snowboards	Oversized trash items	P14
	Suitcase	Oversized trash items	P14
	Surfboards (FRP material)	Cannot be collected	
T	Tatami mats	Oversized trash items	P14
	Thermometers (mercury)	Fluorescent lights/batteries	P9
	Tiles	For small amounts, Landfill waste	P14
	Tires	Cannot be collected	
	Toothbrushes	Burnable trash	P3
	Toys (made of plastic or metal)	Nonburnable trash	P8
V	Video game software	Nonburnable trash	P8
W	Water bottles (metal)	Nonburnable trash	P8
	Wheelchairs (electric)	Cannot be collected	
	Wheelchairs (manual)	Oversized trash items	P14
	Wheeled walker (hand-push)	Oversized trash items	P14

Garbage sorting and pickup calendar

Garbage sorting app "San R"



Download on the App Store

GET IT ON Google Play

Waste-related facility information

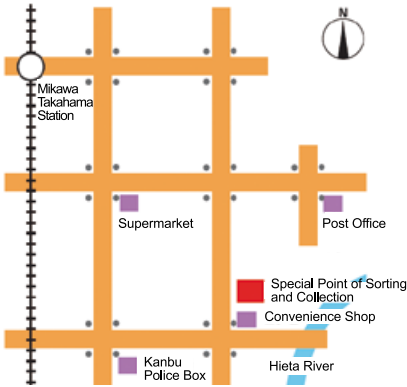
Special Point of Sorting and Collection/ Nonburnable Collection Spot

- 📍2-5 Hiedacho, Takahama city
- 🕒2nd and 4th Sunday 9:00am to 1:00pm
- ♻️Recyclable materials (check P5 to P13)

※Paper and old fabric items are not accepted on rainy days

Landfill waste

※Get permission from the Environmental Economy Group before transporting.



Clean Center Kinuura

- ☎0566-41-3479
- 📍1-1-1 Hiromi Town, Hekinan City
- 🕒Every Monday to Friday 8:30am to 11:30am / 1:00pm to 4:30pm

(including holidays) (excluding Saturday and Sunday, end of year and new year holidays)

🚗 Vehicles weighing 2t or less can bring in trash ※2t, long-body vehicles, motorcycles, pedestrians and trailers are not allowed

- 💰[General household trash] Free up to 100 kg (50 yen is charge for each 10 kg over)
- [General waste from businesses] 100 yen per 10 kg

※Recyclables, paper and fabrics cannot be brought in on rainy days.

⚠️ Takahama city sorting is different than the Clean Center

Clean Center	Takahama city
Spray cans are Other cans	Spray cans are 11 "Other cans"
Trays are separated	Trays are Plastic containers and packaging
Hard plastics are separated	Hard plastics are 9 "Nonburnable trash"

Recycling Plaza

☎0566-53-5379

🕒Weekly Tue-Sun 10:00am to 4:00pm

📅Weekly on Mondays (if Monday is a public holiday, then the following day)

Recycling Shop

Recycled items submitted by households are displayed and sold. Registration is required prior to sale.

Refurbished and Repaired Furniture Display Corner

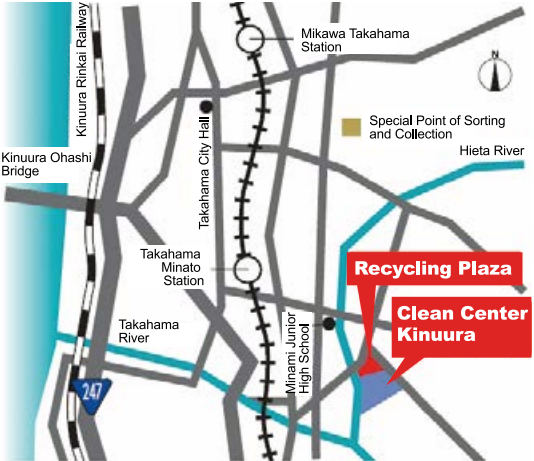
Basic repairs are performed on furniture and bicycles brought into Clean Center Kinuura and then they are displayed for sale. (price is determined by bidding)

Recycling Information Corner

You can post "free to give away" information on the bulletin board. (Registration is required prior)

Recycling Activity Room

Organizations involved in recycling or waste-related learning and activities (with more than half of their members living or working in Hekinan city or Takahama city) can borrow this room for their activities. (Registration is required)



Before throwing away things you don't need anymore, why not try selling on "Oikura" so it can be Reused?

In order to promote reuse of (recycle) items, the city has teamed up with Market Enterprise to run a reuse platform called "Oikura."

Before throwing away things you don't need anymore, try selling on "Oikura" and saving yourself both the discarding fees and the time it takes to transport.

Please see the city official website for more details.

